


Featured Links



Division Calendar

 [Subscribe](#)

There are currently no events.

[VIEW CALENDAR](#) ▶

[DOWNLOAD PDF CALENDAR](#)

Twitter

 [@Northwest SD 203](#)

NORTHWEST SD 203
a day ago

RT @cberick6: Using nature to inspire story writing! #mjs #outdoorlearning @northwestsd203
pic.twitter.com/hTC0xqo9nu

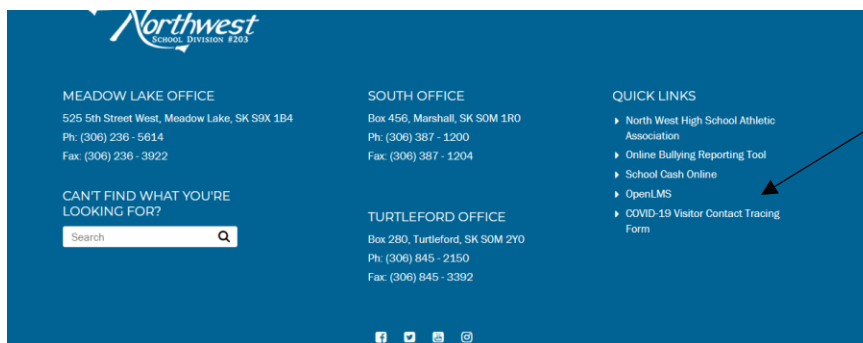


Access to Your OpenLMS (Moodle)

Navigating the NWSD.ca website

- Sign in with your email
- Email- Your.name@nwsd.ca Password: Numbers (Contact your instructor if you do not have your PW or if it is not working)
- Access to all NWSD links by clicking on Student Portal

OR



A black arrow points to the 'OpenLMS' link in the Quick Links section.

Northwest
School Division #203

MEADOW LAKE OFFICE
525 5th Street West, Meadow Lake, SK S9X 1B4
Ph: (306) 236 - 5614
Fax: (306) 236 - 3922

SOUTH OFFICE
Box 456, Marshall, SK S0M 1R0
Ph: (306) 387 - 1200
Fax: (306) 387 - 1204

TURTLEFORD OFFICE
Box 280, Turtleford, SK S0M 2Y0
Ph: (306) 845 - 2150
Fax: (306) 845 - 3392

QUICK LINKS

- ▶ North West High School Athletic Association
- ▶ Online Bullying Reporting Tool
- ▶ School Cash Online
- ▶ **OpenLMS**
- ▶ COVID-19 Visitor Contact Tracing Form

CAN'T FIND WHAT YOU'RE LOOKING FOR?

[f](#) [v](#) [i](#) [@](#)

- You will be redirected to a link

Students

OpenLMS

<https://sask.blackboardclassroom.com/>

Core5

<https://www.lexiacore5.com/?SiteID=9067-3335-4117-6588>

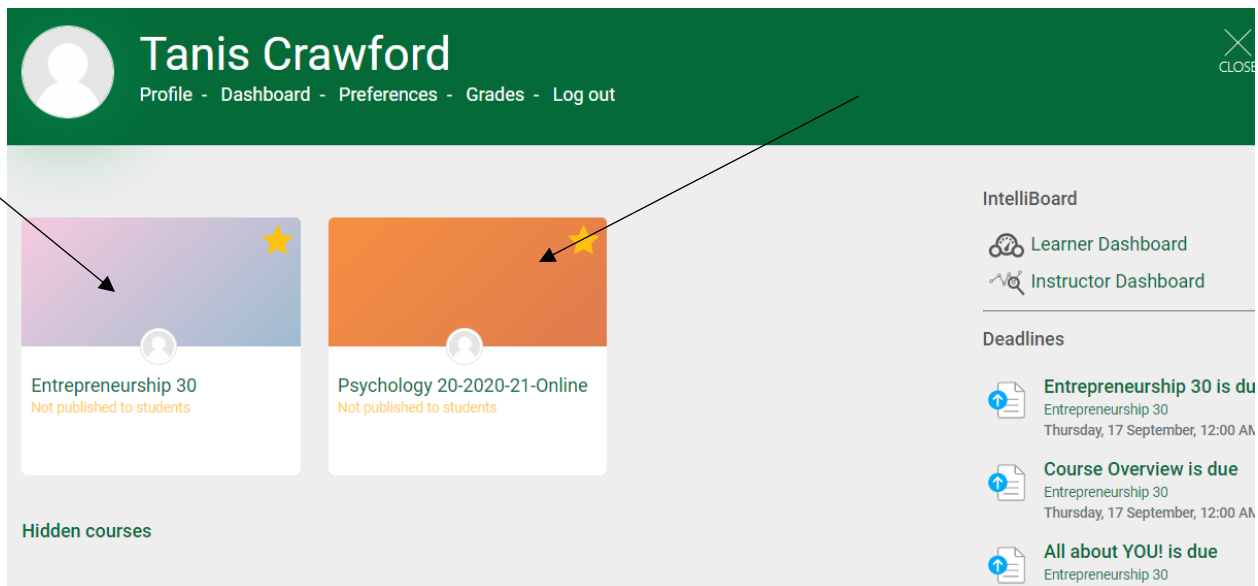
Strategies

<http://www.lexiastrategies.com/?/SiteID%209067-3335-4117-6588>

OR



- Scroll down the page until you see the login to Northwest School Division



- Key Terminology- Dashboard
- Access Course by Clicking on it/ Return to your Dashboard by clicking on your name or the drop down menu

- Your Courses will be loaded onto your Dashboard

The screenshot shows a user interface for a course. At the top right, the user's name 'Tanis Crawford' is displayed next to a profile icon. Below this is a navigation menu with options: Dashboard (highlighted with an arrow), Profile, Grades, Messages, Preferences, Log out, and Switch role to... The main content area is titled 'Welcome to Psychology 20' and 'Psychology 20 Resources'. It lists five textbook units with red document icons and status indicators (a red circle with a white 'A' and a downward arrow), and one 'Announcements' item with a speech bubble icon.

- Every Course will have a different layout and look
- Become Familiar with Icons

The screenshot shows a course page for 'Entrepreneurship 30'. The top navigation bar includes 'MOE English (en)' and the user's name 'Tanis Crawford'. A left sidebar contains a list of course elements: Participants, Badges, Competencies, Grades, Welcome to Entrepreneurship 30, Teacher Resource Bank, Safety, Introduction, and Unit 1. The main content area is titled 'Entrepreneurship 30' and 'Welcome to Entrepreneurship 30'. It lists several items with icons and checkboxes: Announcements, Entrepreneurship 30, Intro Video Clips, How to be successful in Online Entrepreneurship 30!, Course Overview, and Saskatchewan Small Business Profile 2019 (with a red document icon and status indicators).

- Each Icon will have a different task attached to it- like a pdf file to download or a discussion forum

The screenshot shows a Blackboard course interface. At the top, it says 'MOE English (en)' and 'Tanis Crawford'. The course title is 'Psychology 20-2020-21-Online'. The sidebar on the left lists various course elements. The main content area has a 'Welcome to Psychology 20' message and a section titled 'Psychology 20 Resources'. This section contains a list of items: 'Interactions Textbook Unit 1', 'Interactions Textbook Unit 2', 'Interactions Textbook Unit 3', 'Interactions Textbook Unit 4 p.1-10', 'Interactions Textbook Unit 4 p.11-21', and 'Announcements'. Each item has a red icon and a small 'A' icon. An arrow points to the 'Interactions Textbook Unit 2' icon.

- You cannot break it. If you have trouble with the icon, there is always a way to fix it....don't be scared to click.